

# Pennsylvania Secure Detention Analysis: Impact of Facility Closures on Accessibility of Services

A Report from the Juvenile Court Judges' Commission



December 2021

Key Takeaways

**1. Access to secure detention beds is down.**

- Between 2006 and September 2021, fifteen detention facilities have ceased operations in Pennsylvania.
- As of November 15, 2021, there are only fourteen facilities providing secure detention services across the state. Some Pennsylvania counties utilize a fifteenth facility located in Jefferson, Ohio. See page 4 for the list of open facilities.
- The total number of secure detention beds licensed by the state at these fourteen facilities is 504. However, the total number of staffed secure beds is only 416<sup>1</sup>.

**2. Some juvenile probation departments are impacted by this more than others.**

- Seven of the fourteen facilities are utilized by just six counties, with limited exceptions. These six counties have access to 316 licensed detention beds, but only 281 staffed beds.
- Consequently, 61 of 67 counties must vie for beds at just seven facilities in Pennsylvania. These 61 counties have access to 188 licensed detention beds, but only 135 staffed beds.

**3. Frequently, detention beds are available, but admissions are denied.**

- Because the state's licensed detention facilities have the ability to decide which youth they accept and which departments they contract with, analyzing bed capacity figures (licensed or staffed) alone is not enough to paint a full picture of the barriers juvenile probation departments face in their attempt to access secure services.
- Probation departments frequently seek access to open beds at facilities but are ultimately denied. The most common reasons for these denials include:
  - i. Facility will not accept out-of-county youth
  - ii. Behavioral concerns (complex cases)
  - iii. Staffing issues (facility not properly staffed)
  - iv. Owner county needs the bedspace
  - v. Medical concerns
  - vi. COVID

**4. The median length of stay in detention has nearly doubled, further exacerbating the availability of beds.**

- The length of time (bed days) youth spend in detention also impacts bed availability.
  - i. While the number of youth admitted to facilities has decreased and several facilities have closed, the median length of stay has more than doubled, from six days in 2012 to fourteen days in 2020.
  - ii. In 2012, only 10% of detention admissions stayed longer than 30 days. In 2020, nearly one in four (24%) detention admissions stayed longer than 30 days.

---

<sup>1</sup> The licensed capacity is the total number of beds for which a facility is authorized by the Pennsylvania Department of Human Services to provide secure detention services at one time. The licensed capacity figures presented in this report were compiled from the Department of Human Services. The operational capacity is the total number of beds for which a facility has enough staff to provide secure detention services at one time. Oftentimes, the licensed capacity is different than the operational capacity. Additionally, a facility's operational capacity can change on a daily basis. Therefore, the operational capacity figures presented here may not reflect operational figures on a different day. These figures were last updated on December 9, 2021.

5. **Consequently, juvenile probation departments are traveling longer distances now to access secure detention beds compared to 10 years ago.**
  - Juvenile probation departments are more likely to have to leave their county to get access to a bed.
    - i. In 2012, 11% of detention admissions required the committing juvenile probation department to leave their county. In 2020, 14% of detention admissions required the committing juvenile probation department to leave their county. In 2021, 19% of detention admissions required the committing juvenile probation department to leave their county.<sup>2</sup>
  - Among juvenile probation departments without a detention facility within their county:
    - i. The median distance traveled per detention admission in 2012 was 42 miles. In both 2020 and 2021, this distance increased to 56.5 miles.
    - ii. The percentage of admissions that required the probation department to travel more than 100 miles increased almost tenfold from 2012 (2% of secure detention admissions) to 2021 (19% of all secure detention admissions).
6. **Collectively, these issues are putting a serious strain on juvenile probation departments. According to a recent survey completed by Chief Juvenile Probation Officers:**
  - 65% reported difficulties in finding a detention bed, many of which spend several hours to a full business day (or more) to contact facilities looking for an opening.
  - The average time spent to travel to a detention facility ranges anywhere from 15 minutes to 8 hours.
  - On average, 2-3 staff are required to travel with the youth to the detention facility.
  - At least eight juvenile probation departments have had to use facilities outside of Pennsylvania due to no beds available in state.
  - Youth are most likely to be held at police departments or the juvenile probation offices while they await access to a bed.
7. **Finally, community safety issues remain a concern.**
  - Between June 2021 and October 2021, there were at least 62 instances of juvenile probation departments making a detention request that ultimately resulted in an ATD or the release of a juvenile due to the lack of available secure detention beds.<sup>3</sup>
  - Among those 62 cases, there have been at least 10 instances of these released youth either committing a new offense before their scheduled court hearing or failing to appear for their scheduled court hearing.

---

<sup>2</sup> Based on admissions that occurred between January 1, 2021 and November 15, 2021.

<sup>3</sup> Information collected from a recent survey completed by Chief Juvenile Probation Officers.

**Introduction**

Throughout Pennsylvania’s juvenile justice system, there is a strong commitment to the philosophy that secure detention should be used only after less restrictive alternatives have been considered and rejected. The Juvenile Act and Pennsylvania Rules of Juvenile Court Procedure authorize the secure detention of juveniles for brief periods of time and for very limited purposes. The JJC’s *Standards Governing the Use of Secure Detention under the Juvenile Act* provide even further due process protections and best practice guidance.

Admissions to secure juvenile detention centers declined 51% between 2016 and 2020, though 42% of that decrease occurred from 2019 to 2020. This dramatic reduction is due to a variety of reasons, including the impact of COVID-19 (including a dramatic decrease in incoming written allegations), increased use of detention risk assessment instruments, and the development of evening reporting centers and other alternatives to detention. As detention center populations decline, the cost-per-juvenile to operate the programs increases dramatically.

Although there is a strong commitment to utilizing secure detention only after less restrictive alternatives have been considered and rejected, there are situations in every jurisdiction that require the use of a secure detention facility. When this level of custody is needed in the case of a particular juvenile, it is essential that high quality secure detention services be available near the juvenile’s community. However, in an increasing number of jurisdictions, these services can be many hours away, if available at all, limiting the access that the juvenile has to his attorney, and to his family. In addition, access to schools and community services can be compromised, as can the scheduling of, and preparation for, assessments, evaluations, and hearings.

**Access to secure detention beds is down**

Since 2006, fifteen juvenile detention centers have ceased operations:

Facility	Bed Capacity	Closure Date
<b>N.W. Academy</b>	18	January 2006
<b>Blair County</b>	8	August 2008
<b>Beaver County</b>	25	July 2009
<b>Dauphin County</b>	36	January 2010
<b>Pa. ChildCare</b>	12	June 2010
<b>York County</b>	24	July 2010
<b>Berks County</b>	48	June 2012
<b>Lehigh County</b>	48	March 2014
<b>Tioga County</b>	12	July 2014
<b>Cambria County</b>	12	June 2016
<b>Lackawanna County</b>	10	June 2018
<b>Mid-Atlantic Youth Services (Luzerne-Pittston)</b>	12	October 2020
<b>Mid-Atlantic Youth Services (Western-Emlenton)</b>	12	October 2020
<b>Delaware County Juvenile Detention Center</b>	66	March 2021
<b>Allegheny County (Shuman Center)</b>	120	September 2021

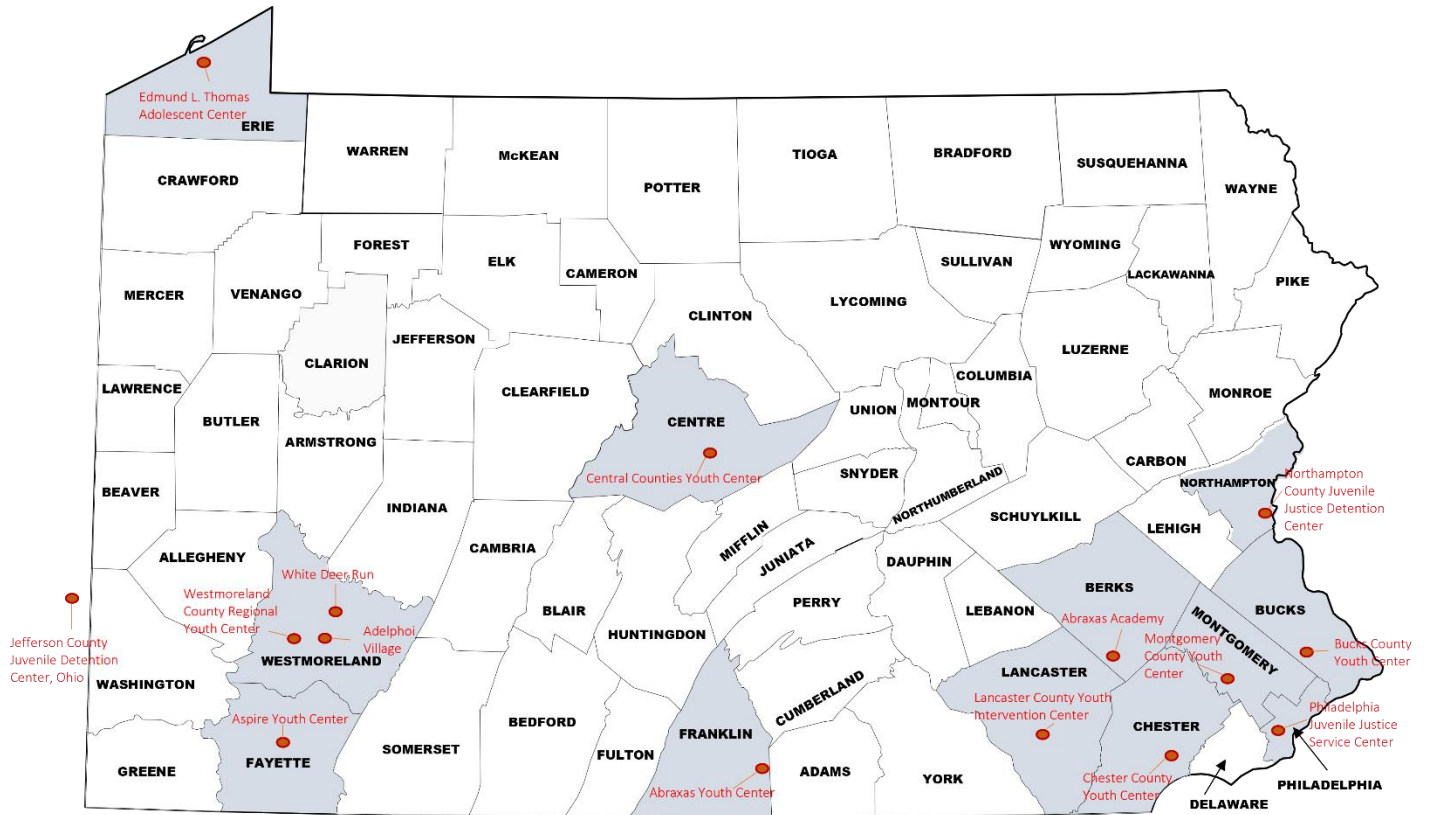
## Pennsylvania Secure Detention Analysis: A Report from the Juvenile Court Judges' Commission

At present, only fourteen juvenile detention centers are providing secure detention services within Pennsylvania's juvenile justice system. In addition, certain Pennsylvania counties have utilized the Jefferson County Juvenile Detention Center in Steubenville, Ohio.

Detention Facility	Licensed Capacity	Operational/Staffed Capacity
Abraxas Academy (Berks County)	24	15
Cornell Abraxas Youth Center (Franklin County)	18	18
Aspire Youth Center (Fayette County)	12	10
Bucks County Youth Center	36	36
Central Counties Youth Center (Centre County)	14	7
Chester County Youth Center	48	13
Edmund L. Thomas Adolescent Center (Erie County)	20	20
Lancaster County Youth Intervention Center	48	18
Adelphoi Village (Middle Creek)	4	3
Montgomery County Youth Center	36	36
Northampton County Juvenile Justice Detention Center	36	36
Philadelphia Juvenile Justice Service Center	184	184
Westmoreland County Regional Youth Center	16	12
White Deer Run (Cove Prep)	8	8
<b>Statewide</b>	<b>504</b>	<b>416</b>

**Location of Secure Detention Services Utilized by the Pennsylvania Juvenile Justice System**

Additionally, the majority of these facilities are located in the southern part of the state, with a particular concentration in the southeast corner near Philadelphia.



**Some juvenile probation departments are impacted by this more than others**

According to the data, six counties have sole access to seven of the fourteen detention facilities<sup>4</sup>, with limited exceptions. As a result, 61 of 67 counties have to vie for beds at just seven facilities in Pennsylvania.<sup>5</sup>

**Adelphoi Village (Middle Creek)** and **White Deer Run (Cove Prep)**, two facilities that have historically provided only residential services, have only accepted youth from Allegheny County since opening secure detention services following the closure of the Shuman Detention Facility.

The **Edmund L Thomas Adolescent Center** mostly only accepts youth from Erie County. In 2020, only two youth outside of Erie County were admitted to the facility. Between January 1, 2021 and November 15, 2021, no youth outside of Erie County were admitted.

The **Lancaster County Youth Intervention Center** only accepted youth from Lancaster County from 2020 through November 15, 2021, with the exception of one youth from York County in 2020.

Approximately 94% of admissions to the **Montgomery County Youth Center** were for Montgomery County youth. Only 15 of 258 admissions between January 1, 2020 and November 15, 2021 were for youth outside of Montgomery County.

Between January 1, 2020 and November 15, 2021, 100% of admissions to the **Philadelphia Juvenile Justice Center** were for Philadelphia County youth.

Between January 1, 2020 and November 15, 2021, approximately 96% of admissions to the **Westmoreland County Regional Youth Services Center** were for youth from Westmoreland County.

Again, the remaining 61 of 67 counties must vie for beds at only seven open facilities in Pennsylvania. Those facilities include Abraxas Academy (Berks County), Aspire Youth Center (Fayette County), Bucks County Youth Center, Central Counties (Centre County), Chester County Youth Center, Cornell Abraxas Youth Center (Franklin County), and Northampton County Juvenile Justice Center.

---

<sup>4</sup> These six counties have access to 316 licensed detention beds, but only 281 staffed beds.

<sup>5</sup> These 61 counties have access to 188 licensed detention beds, but only 135 staffed beds.

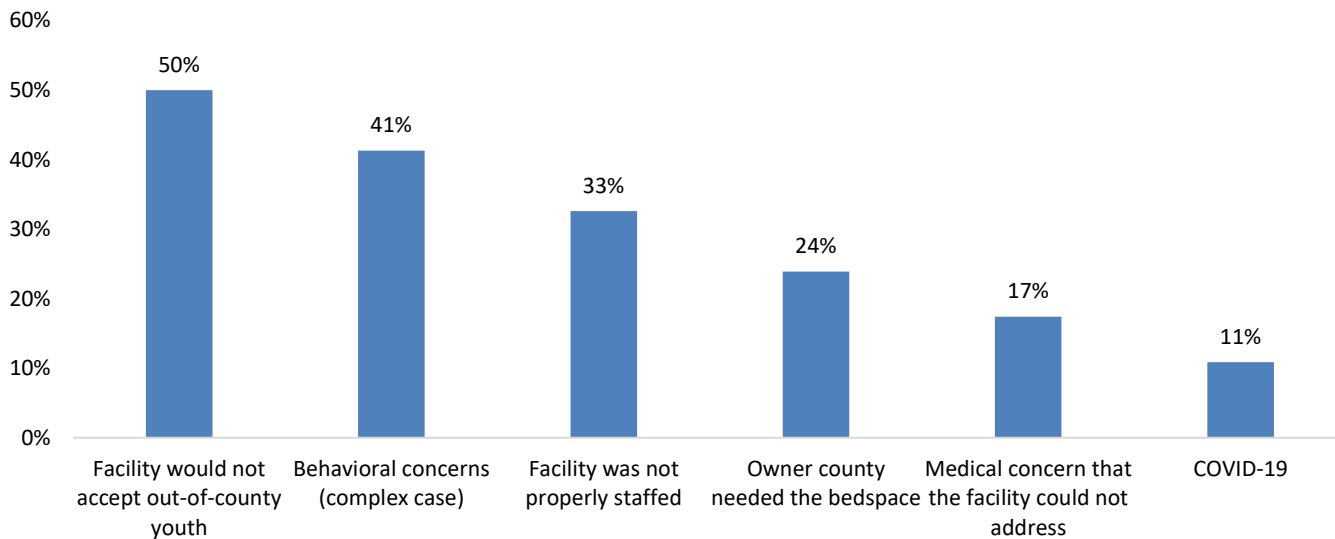
**In some instances, detention beds are available, but admissions are denied**

Because the state's licensed detention facilities have the ability to decide which youth they accept and which departments they contract with, analyzing bed capacity figures (licensed or staffed) alone is not enough to paint a full picture of the barriers juvenile probation departments face in their attempt to access secure services.

According to a recent survey completed by Chief Juvenile Probation Officers, respondents indicated that many times when a bed is sought, the request is denied even though a bed is available. According to the 46 Chiefs who answered this question, the most common reasons for these denials include:

- Facility will not accept out-of-county youth
- Behavioral concerns (complex cases)
- Staffing issues (facility not properly staffed)
- Owner county needs the bedspace
- Medical concerns
- COVID

**Reason for Denial of Open Beds\***



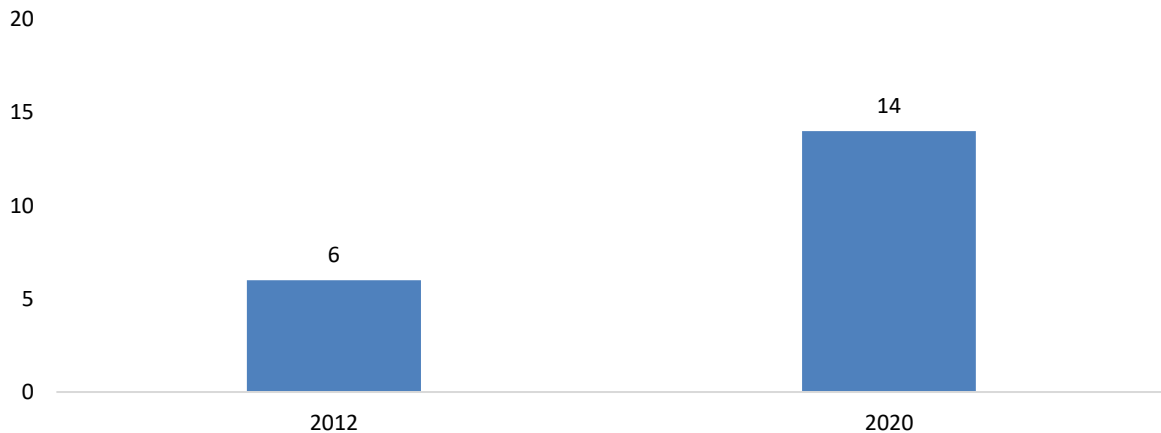
\*Source: Pennsylvania Council of Chief Juvenile Probation Officers Survey

**The median length of stay in detention has nearly doubled, further exacerbating the availability of beds**

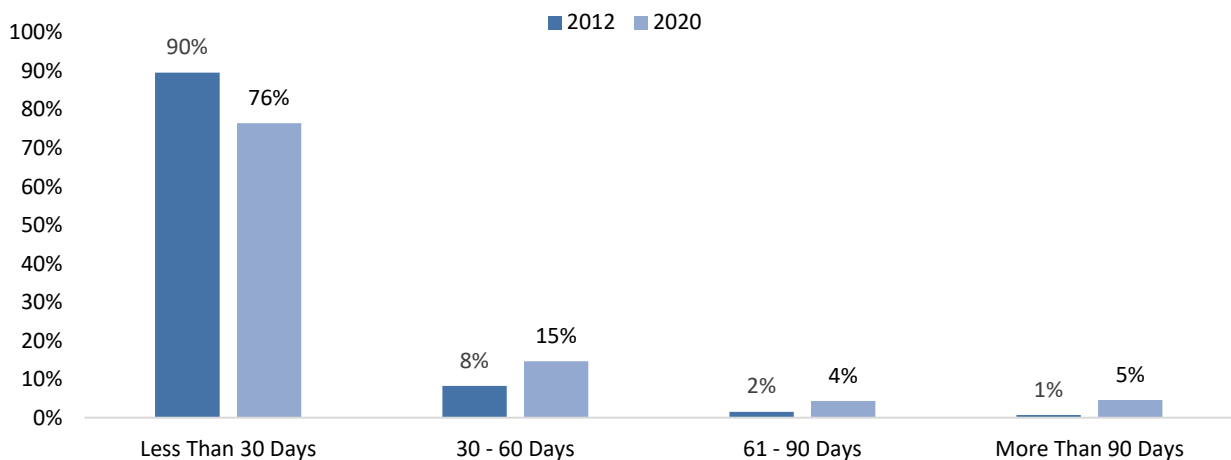
A facility's population (and thus bed availability) is determined by two factors: how many youth are admitted and how long they stay.

While the number of youth admitted to facilities has decreased and several facilities have closed, the median length of stay has more than doubled since 2012, from 6 days in 2012 to 14 days in 2020. In 2020, nearly one in four (24%) of detention admissions stayed longer than 30 days (compared to just 10% in 2012), and approximately 5% of youth had been detained more than 90 days (compared to just 1% in 2012).

**Median Length of Stay in Detention (in Days):  
2012 vs. 2020**



**Range of Length of Stay in Detention (in Days): 2012 vs. 2020**



**Juvenile probation departments are traveling longer distances now to access secure detention beds compared to 10 years ago**

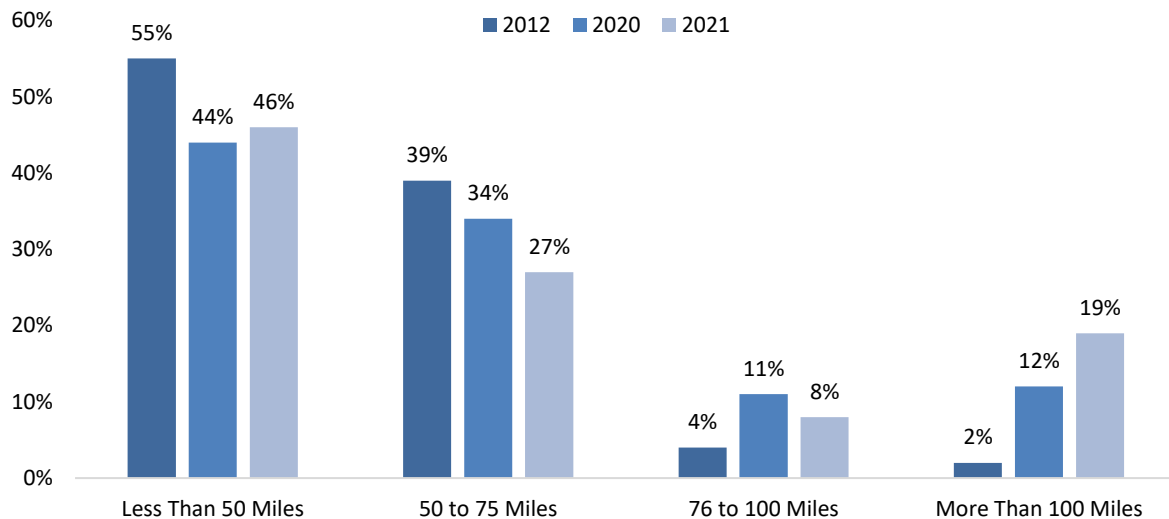
Due to the decrease in the number of facilities open across the state, juvenile probation departments are not only more likely to have to leave their county to access a bed, they are also required to drive further distances as well.

In 2012<sup>6</sup>, 11% of detention admissions required the committing juvenile probation department to leave their county for access to a secure detention bed. In 2020, 14% of detention admissions required the committing juvenile probation department to leave their county. In 2021, this figure jumped to 19% of detention admissions.

Furthermore, among juvenile probation departments without a detention facility within their county, the median distance traveled for a detention admission was 42 miles in 2012. By 2020 and 2021, that distance had increased slightly to 56.5 miles.

Most noteworthy, however, is the percentage of admissions that required the juvenile probation department to travel more than 100 miles. In 2012, only 2% of detention admissions required the committing juvenile probation department to travel more than 100 miles for a secure bed. By 2021, that percentage increased tenfold – to 19% of all secure detention admissions.

**Distance from Juvenile Probation Department to Secure Detention Facility: 2012, 2020, and 2021**



<sup>6</sup> All 2012 detention figures are based on data available for approximately 85% of all admissions that occurred that year.

**These issues are putting a serious strain on juvenile probation departments**

When access to detention beds are not readily available, juvenile probation departments face an array of issues.

According to the recent survey completed by Chief Juvenile Probation Officers:

- 65% reported difficulties in finding a detention bed, many of which spend several hours to a full business day (or more) to contact facilities looking for an opening.
- The average time spent to travel to a detention facility ranges anywhere from 15 minutes to 8 hours.
- On average, 2-3 staff are required to travel with the youth to the detention facility.
- At least eight juvenile probation departments have had to use facilities outside of Pennsylvania due to no bed spaces available in state.
- Youth are most likely to be held at police departments and the juvenile probation offices while they await an open bed.

These issues are further exacerbated by the prompt timelines required when secure detention is utilized.<sup>7</sup>

**Community safety issues remain a concern**

One of the basic tenants of Pennsylvania's balanced and restorative justice mission is community protection. Juvenile probation departments have an obligation to ensure that youth who pose a threat to community safety are identified and their needs are properly met. Because of the detention bed crisis, probation departments are not able to meet this obligation, thus potentially jeopardizing the safety of communities. According to the recent survey completed by Chief Juvenile Probation Officers:

- Between June 2021 and October 2021, there were at least 62 instances of juvenile probations departments making a detention request that ultimately resulted in an ATD or the release of a juvenile due to the lack of available secure detention beds.
- Among those 62 cases, there have been at least 10 instances of these released youth either committing a new offense before their scheduled court hearing or failing to appear for their scheduled court hearing.

---

<sup>7</sup> In Pennsylvania, when a youth is detained in secure detention, a detention hearing must be held within 72 hours. If the youth remains detained at the conclusion of the detention hearing, a petition must be filed within 24 hours, and an adjudicatory hearing must be held within 10 days of the filing of that petition.

Additional Analyses

Between January 1, 2020 and November 15, 2020, and the same time period in 2021, the following facilities saw the largest increase in detention admissions: Aspire Youth Center (122% increase), Jefferson County Juvenile Detention Center (17% increase), and Bucks County Youth Center and Montgomery County Youth Center (12% increase each).

Change in Admissions in Currently Open Secure Detention Facilities: January 1, 2020-November, 15 2020 VS. January 1, 2021-November 15, 2021			
Facility Name <sup>8</sup>	2020	2021	% Change
<b>Abraxas Academy (Berks County)</b>	208	140	-33%
<b>Aspire Youth Center<sup>9</sup></b>	32	71	122%
<b>Adelphoi Village (Middle Creek)<sup>10</sup></b>	0	11	N/A
<b>Bucks County Youth Center</b>	285	320	12%
<b>Central Counties Youth Center</b>	81	89	10%
<b>Chester County Youth Center</b>	103	109	6%
<b>Cornell Abraxas Youth Center (Franklin County)</b>	103	109	6%
<b>Edmund L Thomas Adolescent Center</b>	96	74	-23%
<b>Jefferson County Juvenile Detention Center<sup>11</sup></b>	83	97	17%
<b>Lancaster County Youth Intervention Center</b>	80	53	-34%
<b>Montgomery County Youth Center</b>	114	128	12%
<b>Northampton County Juvenile Justice Center</b>	162	156	-4%
<b>Philadelphia Juvenile Justice Center</b>	1,346	1,316	-2%
<b>Westmoreland County Regional Youth Services Center</b>	122	101	-17%
<b>White Deer Run (Cove Prep)<sup>12</sup></b>	0	12	N/A
<b>Total</b>	2,815	2,786	

<sup>8</sup> Mid – Atlantic Youth Services, Delaware County Juvenile Detention Center, and Shuman Center have been excluded from these figures since they are currently closed.

<sup>9</sup> Aspire Youth Center opened in April 2020.

<sup>10</sup> Adelphoi Village (Middle Creek), a residential facility, was licensed to accept secure detention admissions in September 2021.

<sup>11</sup> While utilized by some Pennsylvania counties, Jefferson County Juvenile Detention Center is located in Ohio.

<sup>12</sup> White Deer Run (Cove Prep) was licensed to accept secure detention admissions in August 2021.

Pennsylvania Secure Detention Analysis: A Report from the Juvenile Court Judges’ Commission

Impact of the Closure of the Mid-Atlantic Youth Services (Luzerne – Pittston) Detention Facility

In 2020, Mid-Atlantic Youth Services had a total of 54 admissions from 10 counties. See the table below for a detailed description about how frequently each county utilized Mid-Atlantic (Luzerne – Pittston) in 2020 prior to its closure, as well as each county’s utilization of other facilities in the state in 2021.

County	Total Admissions to Mid-Atlantic (Luzerne – Pittston) in 2020	Facilities Utilized in 2021
Franklin	1	Aspire Youth Center (n=6); Cornell Abraxas (n=15); Northampton County (n=1)
Lackawanna	9	Abraxas Academy (n=2); Bucks County (n=1); Chester County (n=4); Northampton County (n=52)
Lebanon	12	Bucks County (n=7); Northampton County (n=6)
Luzerne	12	Abraxas Academy (n=2); Bucks County (n=9); Central Counties (n=3); Northampton County (n=6)
Lycoming	4	Abraxas Academy (n=4); Central Counties (n=7); Chester County (n=3); Jefferson Ohio (n=3); Northampton County (n=4)
Monroe	6	Bucks County (n=2); Northampton County (n=5)
Northumberland	1	Abraxas Academy (n=1); Central Counties (n=4); Northampton County (n=2)
Pike	1	Bucks County (n=3); Chester County (n=1)
Schuylkill	2	Abraxas Academy (n=2); Bucks County (n=3); Northampton County (n=2)
York	6	Aspire Youth Center (n=3); Bucks County (n=14); Chester County (n=4); Cornell Abraxas (n=9); Northampton County (n=7)
<b>Total</b>	<b>54</b>	

Pennsylvania Secure Detention Analysis: A Report from the Juvenile Court Judges’ Commission

Impact of the Closure of the Mid-Atlantic Youth Services (Western – Emlenton) Detention Facility

In 2020, Mid-Atlantic Youth Services had a total of 35 admissions from 12 counties. See the table below for a detailed description about how frequently each county utilized Mid-Atlantic (Western – Emlenton) in 2020 prior to its closure, as well as each county’s utilization of other facilities in the state in 2021.

County	Total Admissions to Mid-Atlantic (Western - Emlenton) in 2020	Facilities Utilized in 2021
<b>Bradford</b>	1	Aspire Youth Center (n=2); Northampton County (n=1)
<b>Butler</b>	9	Aspire Youth Center (n=3); Jefferson County Juvenile Detention Center (n=1)
<b>Crawford</b>	2	Aspire Youth Center (n=1); Jefferson County Juvenile Detention Center (n=1)
<b>Elk</b>	2	N/A
<b>Indiana</b>	3	Cornell Abraxas (n=1)
<b>Luzerne</b>	1	Abraxas Academy (n=2); Bucks County (n=9); Central Counties (n=3); Northampton County (n=6)
<b>Mercer</b>	7	Aspire Youth Center (n=1)
<b>Northumberland</b>	1	Abraxas Academy (n=1); Central Counties (n=4); Northampton County (n=2)
<b>Susquehanna</b>	3	N/A
<b>Washington</b>	1	Aspire Youth Center (n=3); Jefferson County Juvenile Detention Center (n=73)
<b>Westmoreland</b>	1	Jefferson County Juvenile Detention Center (n=1); Westmoreland County (n=101)
<b>York</b>	4	Aspire Youth Center (n=3); Bucks County (n=14); Chester County (n=4); Cornell Abraxas (n=9); Northampton County (n=7)
<b>Total</b>	35	

Impact of Closure of the Delaware County Juvenile Detention Center

When the **Delaware County Juvenile Detention Center** in Delaware County closed in March 2021, the only county impacted was Delaware County. No other counties had utilized this facility between January 1, 2020 and March 2021. In 2020, there were 298 admissions to this facility, and from January 1, 2021 until its closure in March 2021, there were 36 admissions.

Since the closure of this facility in March 2021, Delaware County utilized the following facilities across the state:

Delaware County Detention Admissions: March 2021 to November 2021	
Facility Name	Total Admissions
<b>Abraxas Academy (Berks County)</b>	4
<b>Aspire Youth Center</b>	25
<b>Bucks County Youth Center</b>	14
<b>Chester County Youth Center</b>	8
<b>Cornell Abraxas Youth Center (Franklin County)</b>	4
<b>Montgomery County Youth Center</b>	11
<b>Total</b>	66

Impact of Closure of the Shuman Detention Center

When the **Shuman Detention Center** in Allegheny County closed in September 2021, the only county impacted was Allegheny County. No other counties had utilized the facility between January 1, 2020 and September 2021. In 2020, there were 677 admissions to this facility, and from January 1, 2021 until its closure in September 2021, there were 356 admissions.

Since Shuman’s closure in September 2021, Allegheny County has utilized the following facilities across the state:

Allegheny County Detention Admissions: September 2021 to November 2021	
Facility Name	Total Admissions
<b>Adelphoi Village (Middle Creek)</b>	11
<b>White Deer Run (Cove Prep)</b>	22
<b>Total</b>	33

Pennsylvania Secure Detention Analysis: A Report from the Juvenile Court Judges' Commission

County Utilization of Detention Facilities: 2020											
County	Abraxas Academy (Berks County)	Aspire Youth Center (Fayette County)	Bucks County Youth Center	Central Counties Youth Center (Centre County)	Chester County Youth Center	Cornell Abraxas Youth Center (Franklin County)	Delaware County Juvenile Detention Center	Edmund L Thomas Adolescent Center	Jefferson County Juvenile Detention Center	Lancaster County Youth Intervention Center	Mid-Atlantic Youth Services (Luzerne - Pittston)
Adams	0	0	0	0	0	4	0	0	0	0	0
Allegheny	0	0	0	0	0	0	0	0	0	0	0
Beaver	0	0	0	0	0	0	0	0	15	0	0
Bedford	0	0	0	0	0	1	0	0	0	0	0
Berks	105	0	3	0	3	6	0	0	0	0	0
Blair	0	0	0	2	0	0	0	0	0	0	0
Bradford	2	0	0	2	0	0	0	0	0	0	0
Bucks	0	0	293	0	0	0	0	0	0	0	0
Butler	0	3	0	0	0	0	0	0	0	0	0
Cambria	0	0	0	0	0	2	0	0	0	0	0
Carbon	0	0	0	0	0	0	0	0	0	0	0
Centre	0	0	0	16	0	0	0	0	0	0	0
Chester	0	0	0	0	105	0	0	0	0	0	0
Clearfield	0	0	0	7	0	0	0	0	0	0	0
Clinton	0	0	0	2	0	0	0	0	0	0	0
Columbia	1	0	0	3	0	0	0	0	0	0	0
Crawford	0	0	0	0	0	0	0	1	0	0	0
Cumberland	0	0	0	0	0	7	0	0	0	0	0
Dauphin	17	0	0	0	0	71	0	0	0	0	0
Delaware	1	0	0	0	1	0	298	0	0	0	0
Elk	0	0	0	0	0	0	0	0	0	0	0
Erie	0	0	0	0	0	0	0	103	0	0	0
Fayette	0	26	0	0	0	1	0	0	5	0	0
Franklin	0	0	0	0	0	18	0	0	0	0	1
Huntingdon	0	0	0	9	0	0	0	0	0	0	0
Indiana	0	0	0	0	0	0	0	0	0	0	0
Juniata	0	0	0	9	0	0	0	0	0	0	0
Lackawanna	1	0	5	0	4	0	0	0	0	0	9
Lancaster	0	0	0	0	0	0	0	0	0	87	0
Lawrence	0	0	0	0	0	0	0	0	2	0	0
Lebanon	0	0	3	0	0	0	0	0	0	0	12

Pennsylvania Secure Detention Analysis: A Report from the Juvenile Court Judges' Commission

County Utilization of Detention Facilities: 2020											
County	Abraxas Academy (Berks County)	Aspire Youth Center (Fayette County)	Bucks County Youth Center	Central Counties Youth Center (Centre County)	Chester County Youth Center	Cornell Abraxas Youth Center (Franklin County)	Delaware County Juvenile Detention Center	Edmund L Thomas Adolescent Center	Jefferson County Juvenile Detention Center	Lancaster County Youth Intervention Center	Mid-Atlantic Youth Services (Luzerne - Pittston)
Lehigh	65	0	13	0	1	0	0	0	0	0	0
Luzerne	2	0	6	1	0	0	0	0	0	0	12
Lycoming	11	0	0	6	0	1	0	0	0	0	4
McKean	0	0	0	1	0	0	0	0	0	0	0
Mercer	0	1	0	0	0	0	0	0	0	0	0
Mifflin	0	0	0	10	0	0	0	0	0	0	0
Monroe	0	0	2	0	0	0	0	0	0	0	6
Montgomery	0	0	0	0	0	0	0	0	0	0	0
Montour	0	0	0	1	0	0	0	0	0	0	0
Northampton	0	0	0	0	0	0	0	0	0	0	0
Northumberland	2	0	0	11	0	0	0	0	0	0	1
Perry	0	0	0	1	0	3	0	0	0	0	0
Philadelphia	0	0	0	0	0	0	0	0	0	0	0
Pike	0	0	1	0	0	0	0	0	0	0	1
Schuylkill	4	0	1	0	0	0	0	0	0	0	2
Susquehanna	2	0	0	0	0	0	0	0	0	0	0
Tioga	0	0	0	1	0	0	0	0	0	0	0
Union	0	0	0	1	0	0	0	0	0	0	0
Washington	0	6	0	0	0	0	0	0	70	0	0
Wayne	0	0	0	0	0	0	0	0	0	0	0
Westmoreland	0	0	0	0	0	0	0	1	0	0	0
York	0	1	11	0	7	0	0	0	0	1	6
<b>Total</b>	<b>213</b>	<b>37</b>	<b>338</b>	<b>83</b>	<b>121</b>	<b>114</b>	<b>298</b>	<b>105</b>	<b>92</b>	<b>88</b>	<b>54</b>

Pennsylvania Secure Detention Analysis: A Report from the Juvenile Court Judges' Commission

County Utilization of Detention Facilities: 2020						
County	Mid-Atlantic Youth Services (Western-Emlenton)	Montgomery County Youth Center	Northampton County Juvenile Justice Center	Philadelphia Juvenile Justice Center	Shuman Juvenile Detention Center (Allegheny County)	Westmoreland County Regional Youth Services Center
Adams	0	0	0	0	0	0
Allegheny	0	0	0	0	677	0
Beaver	0	0	0	0	0	1
Bedford	0	0	0	0	0	4
Berks	0	1	0	0	0	0
Blair	0	0	0	0	0	0
Bradford	1	0	0	0	0	0
Bucks	0	0	0	0	0	1
Butler	9	0	0	0	0	2
Cambria	0	0	0	0	0	0
Carbon	0	0	2	0	0	0
Centre	0	0	0	0	0	0
Chester	0	0	0	0	0	0
Clearfield	0	0	0	0	0	0
Clinton	0	0	0	0	0	0
Columbia	0	0	0	0	0	0
Crawford	2	0	0	0	0	0
Cumberland	0	0	0	0	0	0
Dauphin	0	0	0	0	0	1
Delaware	0	0	0	0	0	0
Elk	2	0	0	0	0	0
Erie	0	0	0	0	0	0
Fayette	0	0	0	0	0	2
Franklin	0	0	0	0	0	0
Huntingdon	0	0	0	0	0	0
Indiana	3	0	0	0	0	1
Juniata	0	0	0	0	0	0
Lackawanna	0	0	48	0	0	0
Lancaster	0	0	0	0	0	0
Lawrence	0	0	0	0	0	0
Lebanon	0	0	8	0	0	0
Lehigh	0	0	0	0	0	0
Luzerne	1	0	1	0	0	0

Pennsylvania Secure Detention Analysis: A Report from the Juvenile Court Judges' Commission

County Utilization of Detention Facilities: 2020						
County	Mid-Atlantic Youth Services (Western-Emlenton)	Montgomery County Youth Center	Northampton County Juvenile Justice Center	Philadelphia Juvenile Justice Center	Shuman Juvenile Detention Center	Westmoreland County Regional Youth Services Center
Lycoming	0	0	1	0	0	0
McKean	0	0	0	0	0	0
Mercer	7	0	0	0	0	0
Mifflin	0	0	0	0	0	0
Monroe	0	0	16	0	0	0
Montgomery	0	128	0	0	0	0
Montour	0	0	1	0	0	0
Northampton	0	0	87	0	0	0
Northumberland	1	0	0	0	0	0
Perry	0	0	0	0	0	0
Philadelphia	0	0	0	1,501	0	0
Pike	0	0	2	0	0	0
Schuylkill	0	0	1	0	0	0
Susquehanna	3	0	1	0	0	0
Tioga	0	0	0	0	0	0
Union	0	0	0	0	0	0
Washington	1	0	0	0	0	0
Wayne	0	0	4	0	0	0
Westmoreland	1	0	0	0	0	134
York	4	1	2	0	0	0
<b>Total</b>	<b>35</b>	<b>130</b>	<b>174</b>	<b>1,501</b>	<b>677</b>	<b>146</b>

Pennsylvania Secure Detention Analysis: A Report from the Juvenile Court Judges' Commission

County Utilization of Detention Facilities: January 1, 2021 to November 15, 2021											
County	Abraxas Academy (Berks County)	Adelphoi Village (Middle Creek)	Aspire Youth Center (Fayette County)	Bucks County Youth Center	Central Counties Youth Center (Centre County)	Chester County Youth Center	Cornell Abraxas Youth Center (Franklin County)	Delaware County Juvenile Detention Center	Edmund L Thomas Adolescent Center	Jefferson Ohio	Lancaster County Youth Intervention Center
Allegheny	0	11	0	0	0	0	0	0	0	0	0
Armstrong	0	0	0	0	0	0	0	0	0	1	0
Beaver	0	0	0	0	0	0	0	0	0	11	0
Berks	77	0	0	4	0	2	0	0	0	0	0
Blair	0	0	3	0	0	0	0	0	0	0	0
Bradford	0	0	2	0	0	0	0	0	0	0	0
Bucks	0	0	0	259	0	0	0	0	0	0	0
Butler	0	0	3	0	0	0	0	0	0	1	0
Carbon	0	0	0	0	0	0	1	0	0	0	0
Centre	0	0	0	0	12	0	0	0	0	0	0
Chester	0	0	0	0	0	85	0	0	0	0	0
Clearfield	0	0	0	0	15	0	0	0	0	0	0
Clinton	0	0	0	0	5	0	0	0	0	0	0
Columbia	0	0	1	0	5	0	0	0	0	0	0
Crawford	0	0	1	0	0	0	0	0	0	1	0
Cumberland	0	0	1	0	0	0	12	0	0	0	0
Dauphin	1	0	8	0	0	1	63	0	0	1	0
Delaware	4	0	25	14	0	8	4	36	0	0	0
Erie	0	0	0	0	0	0	0	0	74	0	0
Fayette	0	0	13	0	0	0	0	0	0	3	0
Franklin	0	0	6	0	0	0	15	0	0	0	0
Huntingdon	0	0	0	0	14	0	0	0	0	0	0
Indiana	0	0	0	0	0	0	1	0	0	0	0
Jefferson	0	0	0	0	2	0	0	0	0	0	0
Juniata	0	0	0	0	5	0	0	0	0	0	0
Lackawanna	2	0	0	1	0	4	0	0	0	0	0
Lancaster	0	0	0	0	0	0	0	0	0	0	53
Lawrence	0	0	0	0	0	0	0	0	0	1	0
Lebanon	0	0	0	7	0	0	0	0	0	0	0
Lehigh	47	0	0	3	0	0	1	0	0	0	0

Pennsylvania Secure Detention Analysis: A Report from the Juvenile Court Judges' Commission

County Utilization of Detention Facilities: January 1, 2021 to November 15, 2021											
County	Abraxas Academy (Berks County)	Adelphoi Village (Middle Creek)	Aspire Youth Center (Fayette County)	Bucks County Youth Center	Central Counties Youth Center (Centre County)	Chester County Youth Center	Cornell Abraxas Youth Center (Franklin County)	Delaware County Juvenile Detention Center	Edmund L Thomas Adolescent Center	Jefferson Ohio	Lancaster County Youth Intervention Center
Luzerne	2	0	0	9	3	0	0	0	0	0	0
Lycoming	4	0	0	0	7	4	0	0	0	3	0
McKean	0	0	0	0	1	0	0	0	0	0	0
Mercer	0	0	1	0	0	0	0	0	0	0	0
Mifflin	0	0	0	0	5	0	0	0	0	0	0
Monroe	0	0	0	2	0	0	0	0	0	0	0
Montgomery	0	0	0	0	0	0	0	0	0	0	0
Northampton	0	0	0	0	0	0	0	0	0	0	0
Northumberland	1	0	0	0	4	0	0	0	0	0	0
Perry	0	0	0	0	2	0	2	0	0	0	0
Philadelphia	0	0	0	0	0	0	0	0	0	0	0
Pike	0	0	0	3	0	1	0	0	0	0	0
Potter	0	0	0	0	1	0	0	0	0	0	0
Schuylkill	2	0	0	3	0	0	0	0	0	0	0
Snyder	0	0	0	1	2	0	0	0	0	0	0
Somerset	0	0	1	0	0	0	0	0	0	1	0
Tioga	0	0	0	0	1	0	0	0	0	0	0
Union	0	0	0	0	3	0	0	0	0	0	0
Washington	0	0	3	0	0	0	0	0	0	73	0
Wayne	0	0	0	0	0	0	1	0	0	0	0
Westmoreland	0	0	0	0	0	0	0	0	0	1	0
Wyoming	0	0	0	0	2	0	0	0	0	0	0
York	0	0	3	14	0	4	9	0	0	0	0
<b>Total</b>	<b>140</b>	<b>11</b>	<b>71</b>	<b>320</b>	<b>89</b>	<b>109</b>	<b>109</b>	<b>36</b>	<b>74</b>	<b>97</b>	<b>53</b>

Pennsylvania Secure Detention Analysis: A Report from the Juvenile Court Judges' Commission

County Utilization of Detention Facilities: January 1, 2021 to November 15, 2021					
County	Northampton County Juvenile Justice Center	Philadelphia Juvenile Justice Center	Shuman Juvenile Detention Center (Allegheny County)	Westmoreland County Regional Youth Services Center	White Deer Run (Cove Prep)
Allegheny	0	0	356	0	12
Armstrong	0	0	0	0	0
Beaver	0	0	0	0	0
Berks	0	0	0	0	0
Blair	0	0	0	0	0
Bradford	1	0	0	0	0
Bucks	0	0	0	0	0
Butler	0	0	0	0	0
Carbon	0	0	0	0	0
Centre	0	0	0	0	0
Chester	0	0	0	0	0
Clearfield	0	0	0	0	0
Clinton	0	0	0	0	0
Columbia	0	0	0	0	0
Crawford	0	0	0	0	0
Cumberland	1	0	0	0	0
Dauphin	0	0	0	0	0
Delaware	0	0	0	0	0
Erie	0	0	0	0	0
Fayette	0	0	0	0	0
Franklin	1	0	0	0	0
Huntingdon	0	0	0	0	0
Indiana	0	0	0	0	0
Jefferson	0	0	0	0	0
Juniata	0	0	0	0	0
Lackawanna	52	0	0	0	0
Lancaster	0	0	0	0	0
Lawrence	0	0	0	0	0
Lebanon	6	0	0	0	0
Lehigh	3	0	0	0	0
Luzerne	6	0	0	0	0
Lycoming	4	0	0	0	0
McKean	0	0	0	0	0

Pennsylvania Secure Detention Analysis: A Report from the Juvenile Court Judges' Commission

County Utilization of Detention Facilities: January 1, 2021 to November 15, 2021					
County	Northampton County Juvenile Justice Center	Philadelphia Juvenile Justice Center	Shuman Juvenile Detention Center (Allegheny County)	Westmoreland County Regional Youth Services Center	White Deer Run (Cove Prep)
<b>Mercer</b>	0	0	0	0	0
<b>Mifflin</b>	0	0	0	0	0
<b>Monroe</b>	5	0	0	0	0
<b>Montgomery</b>	0	0	0	0	0
<b>Northampton</b>	64	0	0	0	0
<b>Northumberland</b>	2	0	0	0	0
<b>Perry</b>	1	0	0	0	0
<b>Philadelphia</b>	0	1,316	0	0	0
<b>Pike</b>	0	0	0	0	0
<b>Potter</b>	0	0	0	0	0
<b>Schuylkill</b>	2	0	0	0	0
<b>Snyder</b>	0	0	0	0	0
<b>Somerset</b>	0	0	0	0	0
<b>Tioga</b>	0	0	0	0	0
<b>Union</b>	0	0	0	0	0
<b>Washington</b>	0	0	0	0	0
<b>Wayne</b>	1	0	0	0	0
<b>Westmoreland</b>	0	0	0	101	0
<b>Wyoming</b>	0	0	0	0	0
<b>York</b>	7	0	0	0	0
<b>Total</b>	<b>156</b>	<b>1,316</b>	<b>356</b>	<b>101</b>	<b>12</b>

Pennsylvania Secure Detention Analysis: A Report from the Juvenile Court Judges' Commission

Median Distance from County to Detention Facility Per Detention Admission: 2020		
County	Total Out-of-County Admissions (2020)	Median Distance (Miles)
Adams	4	23
Beaver	16	39
Bedford	5	75
Berks	13	59
Blair	2	58
Bradford	5	144
Bucks	1	285
Butler	5	82
Cambria	1	114
Carbon	2	50
Clearfield	7	48
Clinton	2	45
Columbia	4	79
Crawford	3	48
Cumberland	7	42
Dauphin	89	57
Delaware	2	25
Elk	2	62
Fayette	8	73
Franklin	1	166
Huntingdon	9	45
Indiana	4	67
Juniata	9	42
Lackawanna	67	75
Lawrence	2	68
Lebanon	23	98
Lehigh	79	48
Luzerne	11	92
Lycoming	23	120
McKean	1	94
Mercer	8	36
Mifflin	10	33
Monroe	24	31

Median Distance from County to Detention Facility Per Detention Admission: 2020		
County	Total Out-of-County Admissions (2020)	Median Distance (Miles)
Montour	2	88
Northumberland	15	71
Perry	4	61
Pike	4	63
Schuylkill	8	55
Susquehanna	6	197
Tioga	1	80
Union	1	52
Washington	77	35
Wayne	4	88
Westmoreland	2	116
York	33	105
<b>Total</b>	<b>606</b>	<b>57</b>

Pennsylvania Secure Detention Analysis: A Report from the Juvenile Court Judges' Commission

Median Distance from County to Detention Facility Per Admission: 2021		
County	Total Out-of-County Admissions (2021)	Median Distance (Miles)
Allegheny	23	48
Armstrong	1	87
Beaver	11	39
Berks	8	51
Blair	3	112
Bradford	3	271
Butler	4	82
Carbon	1	154
Clearfield	15	48
Clinton	5	45
Columbia	6	79
Crawford	2	134
Cumberland	14	42
Dauphin	74	57
Delaware	66	40
Fayette	3	73
Franklin	7	140
Huntingdon	14	45
Indiana	1	155
Jefferson	2	81
Juniata	5	42
Lackawanna	59	75
Lawrence	1	68
Lebanon	13	95
Lehigh	54	48
Luzerne	20	92
Lycoming	22	131
McKean	1	94
Mercer	1	125
Mifflin	5	33
Monroe	7	31
Northumberland	7	71
Perry	5	70

Median Distance from County to Detention Facility Per Admission: 2021		
County	Total Out-of-County Admissions (2021)	Median Distance (Miles)
Pike	4	93
Potter	1	93
Schuylkill	7	64
Snyder	3	53
Somerset	2	78
Tioga	1	80
Union	3	52
Washington	76	35
Wayne	2	149
Westmoreland	1	73
Wyoming	2	128
York	37	105
<b>Total</b>	<b>602</b>	<b>57</b>